

# Magic: The Puzzling -Betrayers Edition - Solution

Jeff Till

Tuesday, April 05, 2005

- 
- 






- [Jeff Till Archive](#)

**B**elow are the solutions for [this puzzle](#).

---

## Puzzle 1 Solution



1. Tap all of your land for .
2. Use  and tap [That Which Was Taken](#) to put a divinity counter onto your Myojin.
3. Remove the divinity counter to destroy all lands.
4. Cast [Crack the Earth](#). You will sacrifice your Myojin, and Nina will sacrifice one of her creatures.
5. Use  to cast [Eternal Witness](#), returning [Crack the Earth](#) to your hand.
6. Cast [Crack the Earth](#). You will sacrifice your Witness, and Nina will sacrifice her other creature.

7. Cast [Goryo's Vengeance](#) to put your Myojin back into play.
8. Attack with your Myojin for 7 damage. It will not be prevented by the Shoal, since the game considers this a different creature than the one whose damage was prevented.

### Non-land Cards Used:

- [That Which Was Taken](#)
- [Myojin of Infinite Rage](#)
- [Eternal Witness](#)
- [Crack the Earth](#)
- [Goryo's Vengeance](#)

### Puzzle 2 Solution

1. Tap Forests for 7 green mana.
2. Cast [Sakiko, Mother of Summer](#).



3. Tap [Patron of the Orochi](#) to untap your Forests and itself.
4. Tap 3 Forest and cast [Unchecked Growth](#) on Patron, splicing on [Kodama's Might](#) (targeting Patron).
5. Attack with Patron and [Moss Kami](#). Your opponent is forced to block Moss Kami, but may choose not to block Patron.
6. Tap your Forests for 4 green mana.
7. If he blocks:

1. Cast [Kodama's Might](#) (targeting Patron), splicing on [Roar of Jukai](#). (opponent gains 5, going to 47)
2. Cast [Roar of Jukai](#).
3. Assign all the possible trample damage to your opponent. Your 9/9 [Moss Kami](#) will deal 8 damage, and your 19/19 Patron will deal 16, for 24 total damage.
4. 24 Green mana will be added to your mana pool, and Benedict is at 23.

8. If he does not block:

1. Cast [Kodama's Might](#) (targeting Patron).
2. Cast [Roar of Jukai](#).
3. Your 17/17 Patron and 5/5 [Moss Kami](#) will deal a total of 21 damage to your opponent (1 trample damage will be absorbed by the Screen).
4. 21 Green mana will be added to your mana pool, and Benedict is at 21.


9. Play and tap your Mountain.

10. [Fireball](#) your opponent for the remainder of his life.

**Non-land Cards Used:**

- [Moss Kami](#)
- [Patron of the Orochi](#)
- [Neurok Hoversail](#)
- [Kodama's Might](#)
- [Unchecked Growth](#)
- [Sakiko, Mother of Summer](#)
- [Fireball](#)
- [Roar of Jukai](#)

**Puzzle 3 Solution**

1. Attack with each [Mistblade Shinobi](#) and [Loam Dweller](#). None can be blocked.
2. Tap 2 Forests, 2 Islands, and both Birds for .









3. Before assigning combat damage, use and return a Shinobi #1 to your hand to Ninjutsu [Throat Slitter](#) into play, targeting a spirit with the [Clash of Realities](#) trigger.
4. Use and return the Shinobi #2 to your hand to put Shinobi #1 into play, targeting another spirit with the [Clash of Realities](#) trigger.
5. Use and return the Shinobi #1 to your hand to put Shinobi #2 into play, targeting a third spirit with the [Clash of Realities](#) trigger.
6. Use and return the [Loam Dweller](#) to your hand to put the Shinobi #1 back into play, targeting the final spirit with the [Clash of Realities](#) trigger.
7. Assign combat damage and let it resolve, triggering each Ninja's special ability. Choose three different targets to get rid of 3 more creatures. Lando falls to 2 life.
8. After combat, tap 2 Forests and cast [Loam Dweller](#). Use the [Clash of Realities](#) trigger to kill Lando's final creature.
9. Tap your Mountain for and cast [Lava Spike](#), targeting Lando, to finish him off.

**Permanents Used:**









- 2 [Mistblade Shinobi](#)
- [Loam Dweller](#)
- 2 [Birds of Paradise](#)
- [Clash of Realities](#)
- [Throat Slitter](#)

**Puzzle 4 Solution**

1. Call a judge and have Judas disqualified for playing banned cards. Just kidding...

1. Declare your attack phase.
2. Tap 3 [Waterveil Cavern](#) and [Shizo, Death's Storehouse](#) for .
3. Use  to cast [Horobi's Whisper](#) targeting [Kira, Great Glass-Spinner](#). It will be countered due to her ability.
4. Attack with [Gibbering Kami](#). It cannot be blocked.



5. Before damage is on the stack, Ninjutsu [Mistblade Shinobi](#) into play, returning [Gibbering Kami](#) to your hand. Target [Kira, Great Glass-Spinner](#) with its ability. Kira will be returned to Judas's hand, and Judas will take 1 damage.
6. End your turn.
7. During your opponent's upkeep, [Honden of Infinite Rage](#) goes on the stack, probably targeting you. With that on the stack, target [Damping Matrix](#) with [Sickening Shoal](#) (remove the [Gibbering Kami](#) from the game to pay the cost).
8. [Damping Matrix](#) gets -4/-4 and goes to the graveyard, triggering [Disciple of the Vault](#) and [Moriok Rigger](#). Since you are the inactive player, you're creature's trigger will go on the stack after Judas's, and will also resolve first. Let the Rigger's ability resolve, and leave the Disciple's ability on the stack.
9. Tap your remaining lands for  and activate [Nezumi Graverobber](#), targeting Damping Matrix. Nezumi will flip into [Nighteyes the Desecrator](#).
10. Sacrifice your [Composite Golem](#) for . Another Disciple and Rigger trigger go on the stack. Allow the Rigger trigger to resolve, and leave the Disciple trigger on the stack.
11. Reanimate [Composite Golem](#) using Nighteyes.
12. Repeat steps 10-11 five more times. Your Rigger will be a 9/9 and the stack will look like this:

1. [Honden of Infinite Rage](#).

2. 6 Disciple triggers.

13. Once again repeat step 10.

14. Cast [Grab the Reins](#), choosing to sacrifice your Rigger. This will hit your opponent for enough damage to finish him off.

#### Permanents Used:

- [Gibbering Kami](#)
- [Nezumi Graverobber](#)
- [Moriok Rigger](#)
- [Horobi's Whisper](#)
- [Nezumi Shadow-Watcher](#)
- [Mistblade Shinobi](#)

---

## Main Puzzle Solution

After solving the other four puzzles, you know what you have available to win the game against Brutus.

#### Your Hand:

- [That Which Was Taken](#)
- [Myojin of Infinite Rage](#)
- [Eternal Witness](#)
- [Crack the Earth](#)
- [Goryo's Vengeance](#)
- [Gibbering Kami](#)
- [Nezumi Graverobber](#)
- [Moriok Rigger](#)
- [Composite Golem](#)
- [Mistblade Shinobi](#)

#### In Graveyard:


































- [Moss Kami](#)
- [Patron of the Orochi](#)
- [Neurok Hoversail](#)
- [Kodama's Might](#)
- [Unchecked Growth](#)
- [Sakiko, Mother of Summer](#)
- [Fireball](#)
- [Roar of Jukai](#)



## In Play:

- 8 [Forest](#)
- 2 [Mistblade Shinobi](#)
- [Loam Dweller](#)
- 2 [Birds of Paradise](#)
- [Clash of Realities](#)
- [Throat Slitter](#)

## Here's what you need to do:

1. Tap 8 Forests for mana (your mana pool: )
2. Tap each [Birds of Paradise](#) for  ()
3. Cast [Nezumi Graverobber](#), using  ()
4. Cast [Composite Golem](#) ()
5. Activate [Nezumi Graverobber](#) to flip him (no mana left).
6. Sacrifice [Composite Golem](#) for mana (    ).
7. Cast [Crack the Earth](#), sacrificing a [Mistblade Shinobi](#). Splice on [Goryo's Vengeance](#), targeting [Patron of the Orochi](#) ()
8. Tap Patron to untap your Forests and green creatures.
9. Tap your Forests and Birds to add      to your mana pool, in addition to what you already have.
10. Use       to reanimate both the [Eternal Witness](#) (or cast it if it's in your hand) and the [Composite Golem](#). When they come into play, use their [Clash of Realities](#) triggers on Patron, and return [Crack the Earth](#) with Witness.
11. Sac Golem for     and use that mana to reanimate the Golem again. Its Clash trigger will kill the Patron.
12. Sac Golem for    .
13. Cast [Crack the Earth](#) splicing [Goryo's Vengeance](#) targeting the Patron and sacrificing your Witness to the Crack. You now have 1 more mana in your pool than you did in step 7.
14. Repeat steps 8-13 until all of Brutus' permanents are gone and you have over a million mana in your pool.
15. Tap [Patron of the Orochi](#) to untap your Forests and green creatures.
16. Tap your Birds for  and .
17. Reanimate [Eternal Witness](#) using [Nigteyes the Desecrator](#). Return [Fireball](#) to your hand.
18. Cast [Fireball](#) for a million, targeting Brutus.

Note: if you don't want to kill with [Fireball](#), you could also repeat the loop to cast an infinite number of [Kodama's Might](#)s on one of your creatures to attack for the win.